

# DMX Decoder Series



## DE8524 (24CH) 8bit/16bit

### SUMMARIZE:

Thank you for using DMX512 Decoder series. It adopts the advanced micro-computer control technology, it converts the DMX-512/1990 standard digital signal adopted widely in international to the analog control signal. Output 1~24 Channels for option and each channel able to achieve 8bit/16bit levels of brightness, and also it can be used as the connector of PC digital-light controller and analog light modulator. It is mainly used for the controlling of buildings & lights applied LED.


### Features:

- ◆ Meets DMX512/1990, with RJ45 interface and XLR to choose.
- ◆ 8bit/16bit option, High/Low frequency option, Signal isolation, DMX signal amplifier, full-color with driver control.
- ◆ Power without flashing, smooth at low.
- ◆ 24 ways of output channel, single channel maximum 5A output drive, total output is less than 120A.
- ◆ Can achieve asynchronous color changes effect under working with controller.
- ◆ Setting the DMX address freely with Dip Switch.
- ◆ Strong anti-interference ability, humanized terminal design.
- ◆ Custom-made available.

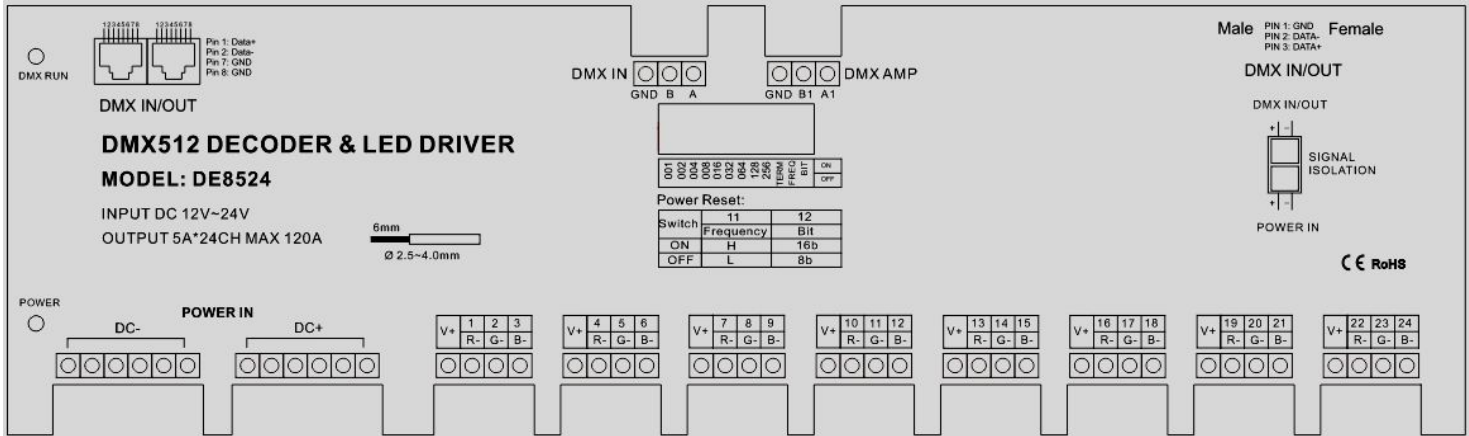
### Tech-parameter:

Control channels: 24CH	Input: DC12-24V	Output: 5A/CH, MAX 120A
MAX Power: 2880W(24V)/1440W(12V)	Frequency: 500Hz(L)/5000HZ(H)	Signal Isolation: > 1000V
Signal Input: DMX512/1990	The light gray level: 8bit/16bit	Protection Class: IP40
Gross Weight: 920g	Product size: L290*W122*H33(mm)	Work Temp.: 0~70°C

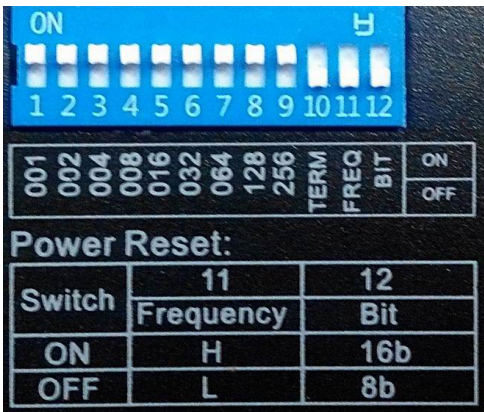
### Product Size:



# Product instructions:



① DMX Signal IN/OUT interface: RJ45 / 3 Pin screws / 5 Pin XLR connector.  
 Specially 3 Pin screws interface with signal amplifier function.



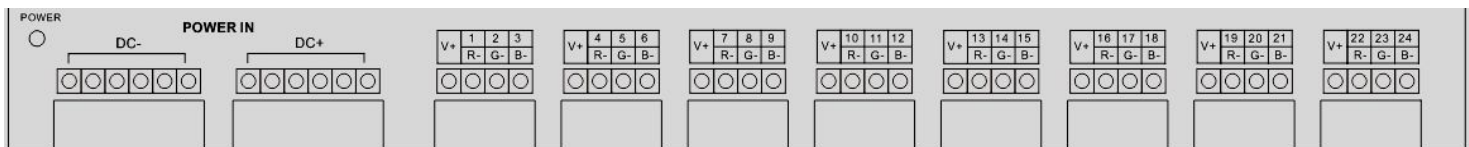
② DMX address encode with Dip-Switch(NO.1 to NO.9), comply to universal DMX512 dial code.

③ Dip-Switch NO.10 is TERM for whole signal circle.

④ Dip-Switch NO.11 for Frequency option  
 ON: 5000HZ(H) OFF: 500Hz(L)

⑤ Dip-Switch NO.12 for Bit option:  
 ON: 16bit OFF: 8bit

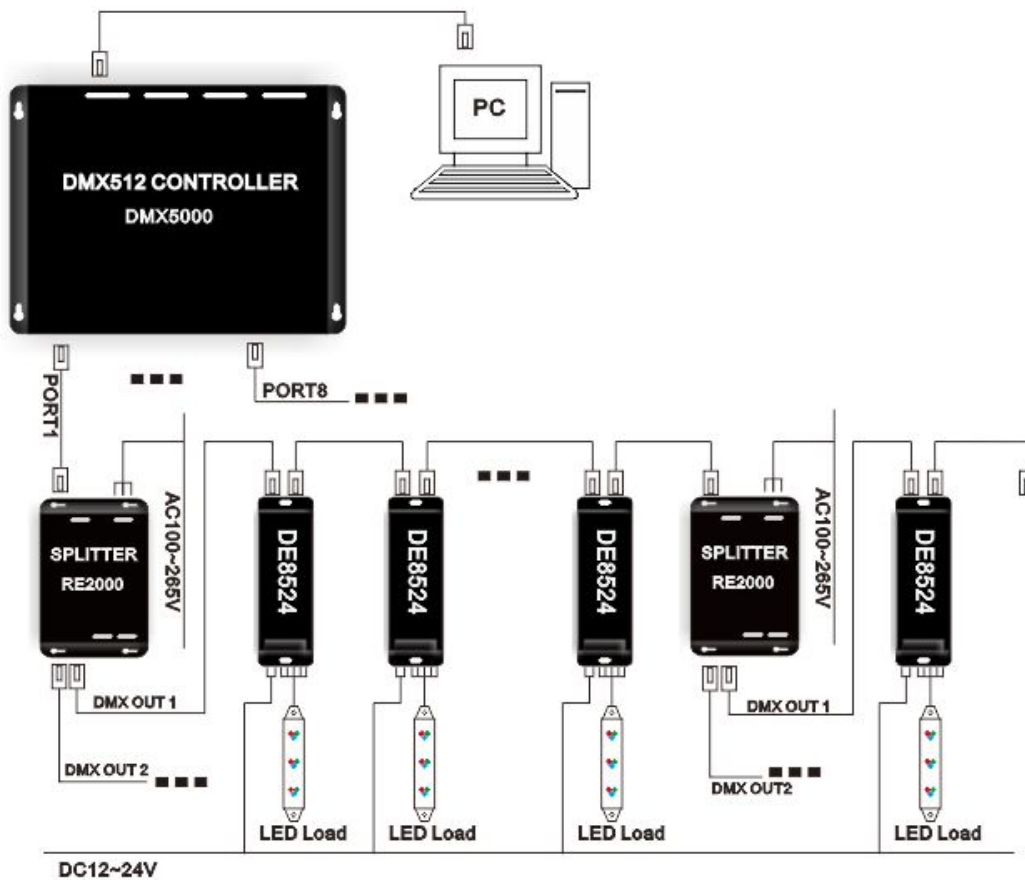
**NO.11 and NO.12 change, come into operation when Re-Power on.**



⑥ POWER IN DC12-24V, common anode constant voltage output, can meet all kinds of full color module and monochrome module and automatically according to the lamps module load adjust output current, each channel maximum current not more than 5 amps.

**SELF-TESTING:** put all Dip-Switch NO.1 to NO.9 ON, full channels output 3 seconds, then each color gradient.

## Wiring Diagram:



### DMX-512 control signal connection

- ◆ DMX signal cable is made of twisted pair (line), DMX signal includes positive and negative end, in pressure welding DMX signal line plug should pay special attention to polarity.  
DMX512 controller output signal positive, signal negative, signal ground with DE8524 input interface corresponding connection.
- ◆ DMX5000 output and DE8524's transmission lines can't be over 300 meters.
- ◆ DMX5000 each interface can with not more than 170 pieces of DE8524. eight output interface.  
Through the JBLED FLASH light making software and can with computer on line control. Realize infinite contact the DMX lights.
- ◆ When connected 32 pieces of DE8524, DMX signal must add a signal amplifier RE2000 .  
RE2000 Cascade can't more than 4 PCS.